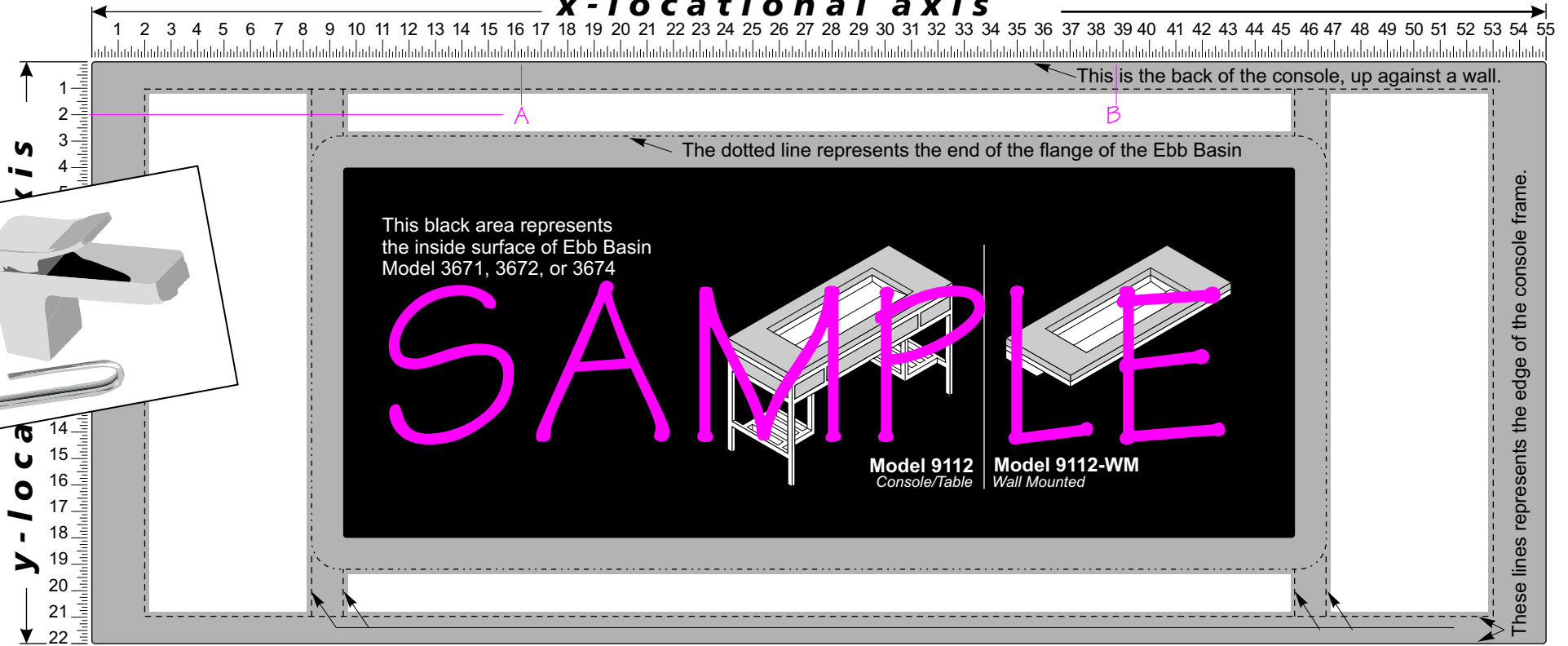


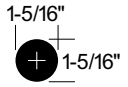
CUSTOM FAUCET DRILLING CONFIGURATIONS FOR EBB CONCEPT 9112

x - locational axis



The Ebb Concept countertop, shown above, has been drawn with a grid system. Please mark in white areas, where to place the centers of your faucet holes (for both spout and control handles). Also, please list the x/y locations (as needed) in the space provided on the right.

All Neo-Metro faucets (spout or control handles) holes are drilled 1-5/16" (33.3mm) diameter in the resin or solid surface. **If the client is going to use another faucet not provided by Neo-Metro, a specification sheet of that faucet must be submitted and signed off in addition to this sheet.**



Hole A: x 16-1/4" y 2" usage spout (+handle)
spout/handle/both

Hole B: x 38-3/4" y 2" usage spout (+handle)
spout/handle/both

Hole C: x _____ y _____ usage _____
spout/handle/both

Hole D: x _____ y _____ usage _____
spout/handle/both

Hole E: x _____ y _____ usage _____
spout/handle/both

Hole F: x _____ y _____ usage _____
spout/handle/both

- PLEASE DO NOT DRILL ANY HOLES (will use wall mounted faucet; will use wall mounted controls)
- WILL SUPPLY OWN FAUCET (specification sheet of my faucet is attached)

PLEASE BE ADVISED THAT AN UNDERCOUNTER LIGHT (-LGT) MAY NEED TO BE ELIMINATED OR RELOCATED WITH A DECK MOUNTED FAUCET.

ORDERS WILL NOT BE PROCESSED UNTIL SPECIFICATION SHEETS ARE COMPLETE AND SIGNED OFF. NO CANCELLATIONS.

APPROVED FOR MANUFACTURING

COMPANY: William Jackson Interiors

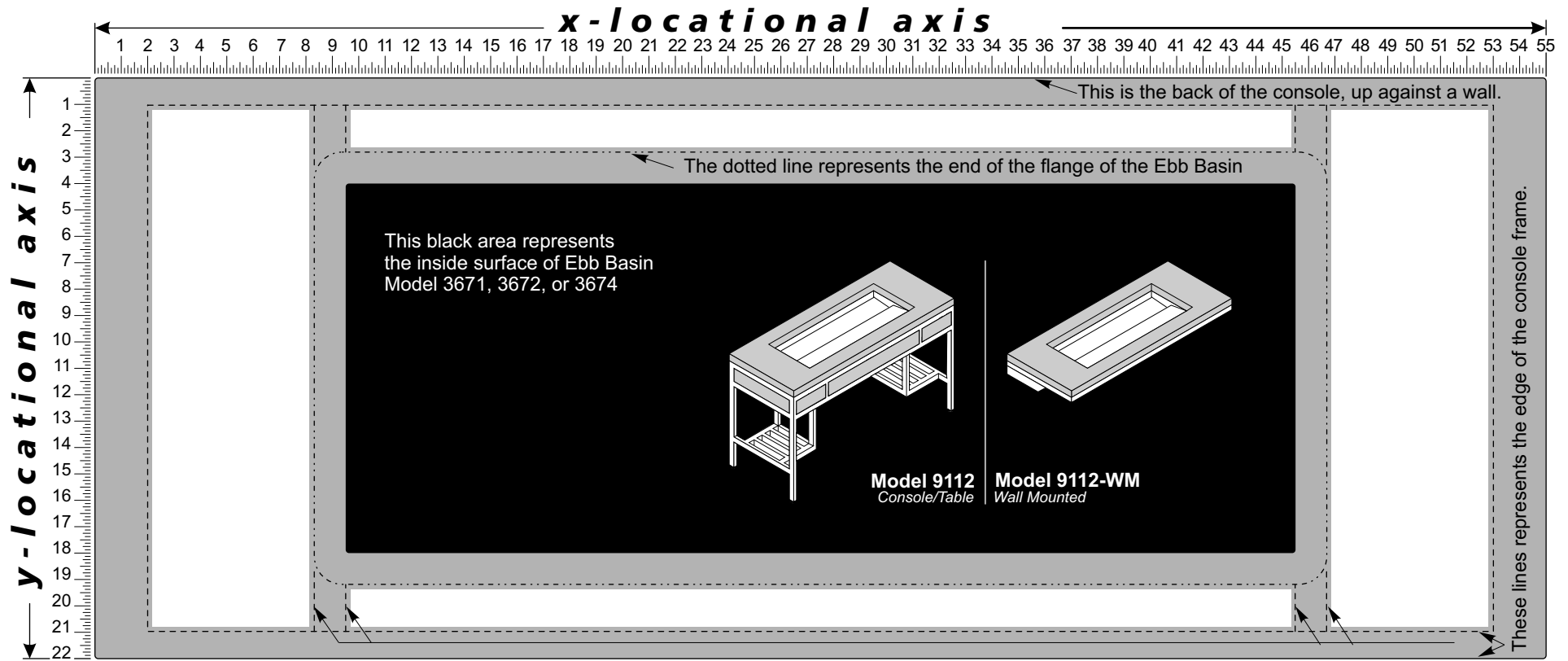
PROJECT NAME: John Smith Residence - Los Angeles, CA

SIGNEE'S NAME WRITTEN CLEARLY: John Smith DATE: 12-12-06

AUTHORIZED SIGNATURE: John Smith

NEO-METRO
 15125 Proctor Avenue
 City of Industry, CA
 91746 U.S.A.
 TF 800-591-9050 • 626-855-4854
 Fax 626-937-4725
 www.neo-metro.com

CUSTOM FAUCET DRILLING CONFIGURATIONS FOR EBB CONCEPT 9112

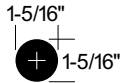


The Ebb Concept countertop, shown above, has been drawn with a grid system. Please mark in white areas, where to place the centers of your faucet holes (for both spout and control handles). Also, please list the x/y locations (as needed) in the space provided on the right.

PLEASE BE ADVISED THAT AN UNDERCOUNTER LIGHT (-LGT) MAY NEED TO BE ELIMINATED OR RELOCATED WITH A DECK MOUNTED FAUCET.

ORDERS WILL NOT BE PROCESSED UNTIL SPECIFICATION SHEETS ARE COMPLETE AND SIGNED OFF. NO CANCELLATIONS.

All Neo-Metro faucets (spout or control handles) holes are drilled 1-5/16" (33.3mm) diameter in the resin or solid surface. **If the client is going to use another faucet not provided by Neo-Metro, a specification sheet of that faucet must be submitted and signed off in addition to this sheet.**



Hole A: x _____ y _____ usage _____
spout/handle/both

Hole B: x _____ y _____ usage _____
spout/handle/both

Hole C: x _____ y _____ usage _____
spout/handle/both

Hole D: x _____ y _____ usage _____
spout/handle/both

Hole E: x _____ y _____ usage _____
spout/handle/both

Hole F: x _____ y _____ usage _____
spout/handle/both

- PLEASE DO NOT DRILL ANY HOLES (will use wall mounted faucet; will use wall mounted controls)
- WILL SUPPLY OWN FAUCET (specification sheet of my faucet is attached)

APPROVED FOR MANUFACTURING

COMPANY: _____

PROJECT NAME: _____

SIGNEE'S NAME WRITTEN CLEARLY: _____ DATE _____

AUTHORIZED SIGNATURE: _____

NEO-METRO
 15125 Proctor Avenue
 City of Industry, CA
 91746 U.S.A.
 TF 800-591-9050 • 626-855-4854
 Fax 626-937-4725
 www.neo-metro.com