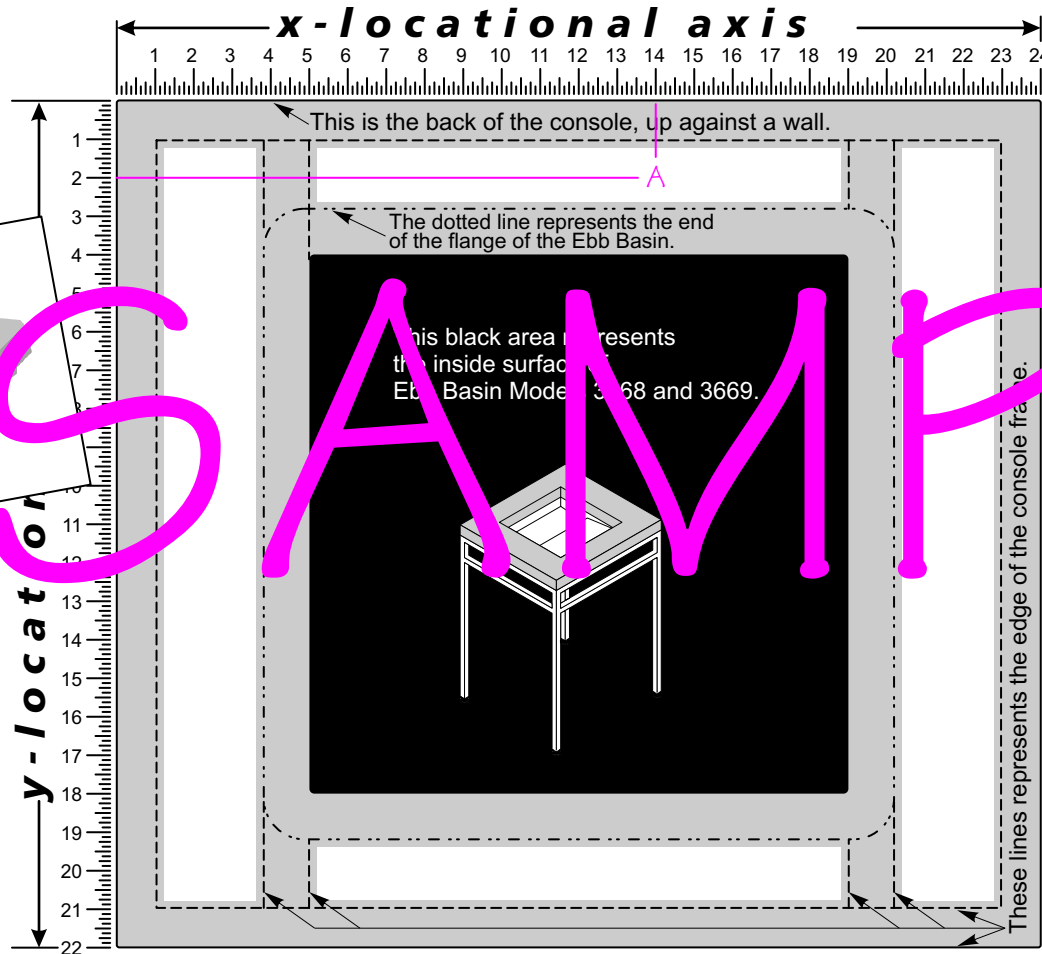
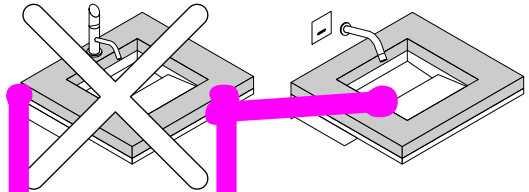


# CUSTOM FAUCET DRILLING CONFIGURATIONS FOR EBB CONCEPT 9108

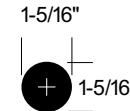


## NO DRILLING FOR FAUCET ON EBB CONCEPT 9108-WM



Model 9108-WM requires a completely wall mounted faucet (and any control handles). Hole drilling is highly discouraged. If requested, Neo-Metro **will not be responsible** for any implications or damages the result of (on surface). The liability will be that of the signee below.

**ORDERS WILL NOT BE PROCESSED UNTIL SPECIFICATION SHEETS ARE COMPLETE AND SIGNED OFF. NO CANCELLATIONS.**



The Ebb Concept countertop, shown above, has been drawn with a grid system. Please mark in white areas, where to place the centers of your faucet holes (for both spout and control handles). Also, please list the x/y locations (as needed) in the space provided on the right.

**PLEASE BE ADVISED THAT AN UNDERCOUNTER LIGHT (-LGT) MAY NEED TO BE ELIMINATED OR RELOCATED WITH A DECK MOUNTED FAUCET.**

Hole A: x 14" y 2" usage Spout (+handle)  
spout/handle/both

Hole B: x \_\_\_\_\_ y \_\_\_\_\_ usage \_\_\_\_\_  
spout/handle/both

Hole C: x \_\_\_\_\_ y \_\_\_\_\_ usage \_\_\_\_\_  
spout/handle/both

All Neo-Metro faucets (spout or control handles) holes are drilled 1-5/16" (33.3mm) diameter in the resin or solid surface. **If the client is going to use another faucet not provided by Neo-Metro, a specification sheet of that faucet must be submitted and signed off in addition to this sheet.**

- PLEASE DO NOT DRILL ANY HOLES (will use wall mounted faucet; will use wall mounted controls)
- WILL SUPPLY OWN FAUCET (specification sheet of my faucet is attached)

APPROVED FOR MANUFACTURING

COMPANY: William Jackson Interiors

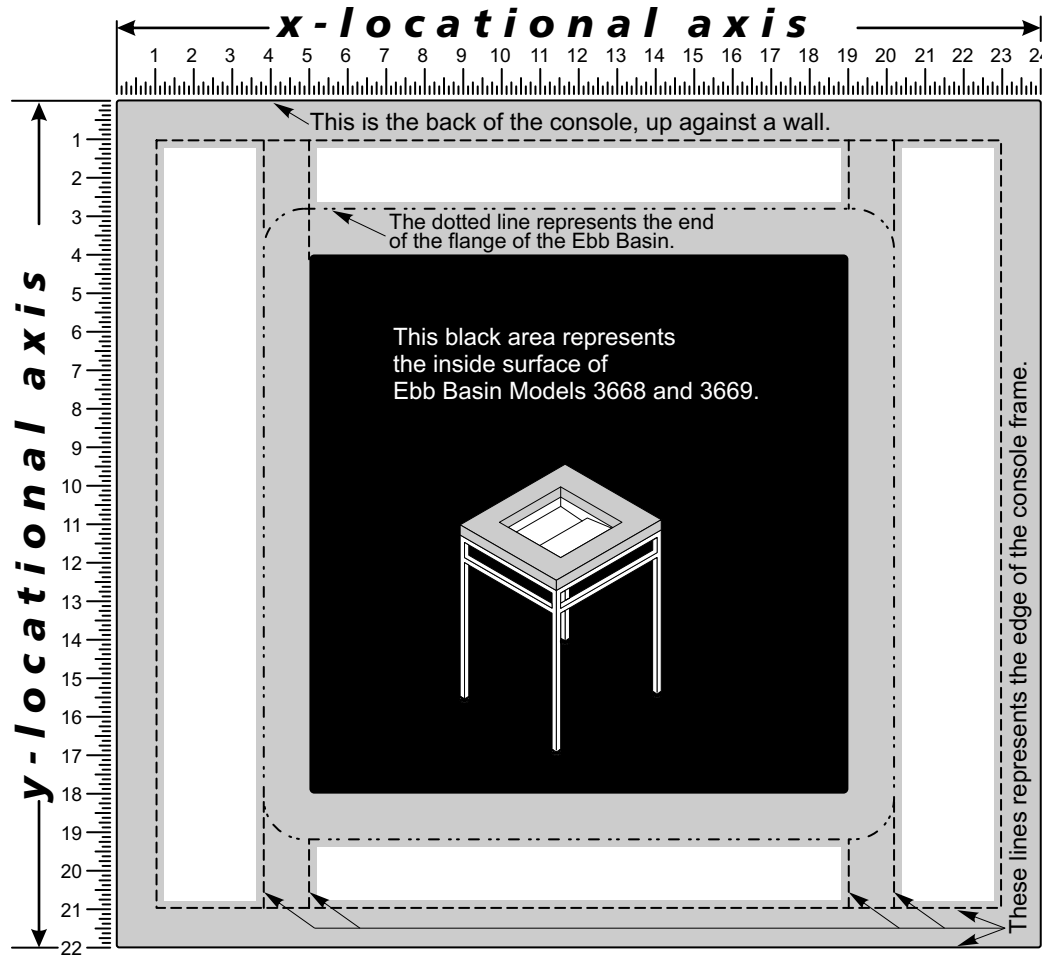
PROJECT NAME: John Smith Residence - Los Angeles, CA

SIGNEE'S NAME WRITTEN CLEARLY: John Smith DATE: 12-12-06

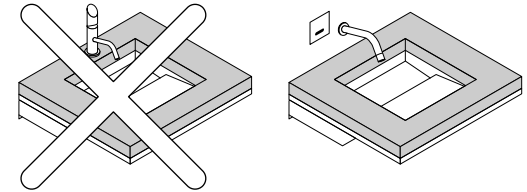
AUTHORIZED SIGNATURE: John Smith

**NEO-METRO**  
 15125 Proctor Avenue  
 City of Industry, CA  
 91746 U.S.A.  
 TF 800-591-9050 • 626-855-4854  
 Fax 626-937-4725  
 www.neo-metro.com

# CUSTOM FAUCET DRILLING CONFIGURATIONS FOR EBB CONCEPT 9108

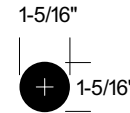


## NO DRILLING FOR FAUCET ON EBB CONCEPT 9108-WM



Model 9108-WM requires a completely wall mounted faucet (and any control handles). Hole drilling is highly discouraged. If requested, Neo-Metro **will not be responsible** for any complications or damages the resin or (solid surface) deck. The liability will be that of the signee below.

**ORDERS WILL NOT BE PROCESSED UNTIL SPECIFICATION SHEETS ARE COMPLETE AND SIGNED OFF. NO CANCELLATIONS.**



The Ebb Concept countertop, shown above, has been drawn with a grid system. Please mark in white areas, where to place the centers of your faucet holes (for both spout and control handles). Also, please list the x/y locations (as needed) in the space provided on the right.

**PLEASE BE ADVISED THAT AN UNDERCOUNTER LIGHT (-LGT) MAY NEED TO BE ELIMINATED OR RELOCATED WITH A DECK MOUNTED FAUCET.**

Hole A: x \_\_\_\_\_ y \_\_\_\_\_ usage \_\_\_\_\_  
spout/handle/both

Hole B: x \_\_\_\_\_ y \_\_\_\_\_ usage \_\_\_\_\_  
spout/handle/both

Hole C: x \_\_\_\_\_ y \_\_\_\_\_ usage \_\_\_\_\_  
spout/handle/both

All Neo-Metro faucets (spout or control handles) holes are drilled 1-5/16" (33.3mm) diameter in the resin or solid surface. **If the client is going to use another faucet not provided by Neo-Metro, a specification sheet of that faucet must be submitted and signed off in addition to this sheet.**

- PLEASE DO NOT DRILL ANY HOLES (will use wall mounted faucet; will use wall mounted controls)
- WILL SUPPLY OWN FAUCET (specification sheet of my faucet is attached)

**APPROVED FOR MANUFACTURING**

COMPANY: \_\_\_\_\_

PROJECT NAME: \_\_\_\_\_

SIGNEE'S NAME WRITTEN CLEARLY: \_\_\_\_\_ DATE \_\_\_\_\_

AUTHORIZED SIGNATURE: \_\_\_\_\_

**NEO-METRO**

15125 Proctor Avenue  
 City of Industry, CA  
 91746 U.S.A.  
 TF 800-591-9050 • 626-855-4854  
 Fax 626-937-4725  
 www.neo-metro.com