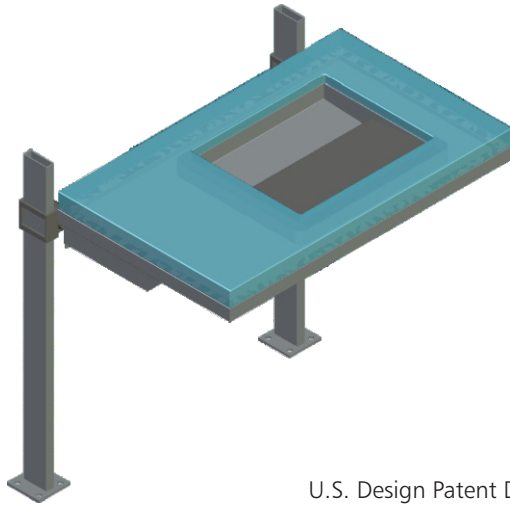


36" Ebb® Concept Wall Mounted



U.S. Design Patent D560,783

Model Shown: 9110-WM-MC-FLR-S-RDC05-3763-RH-NFD

36" Ebb Concept Wall Mounted Deck, Commercial Floor Mounted Arm/Carrier, Satin Finish Frame, Skye Resin, Satin Finish 17" I.D. Long Shallow Right Configured Ebb Basin, No Faucet Drilling

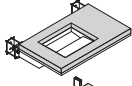

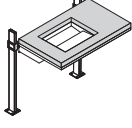

- **WALL MOUNTED 36" CAST RESIN DECK MADE EXCLUSIVELY FOR NEO-METRO'S EBB (HIDDEN DRAIN STAINLESS STEEL) BASIN**
- **Stainless Steel Frame Construction in Satin, Mira (High Polish), Black (Gloss or Matte) or White (Gloss or Matte) Powdercoat**
- **Colored Resin Deck - Various colors available; Custom color can be specified**
- **Residential/Light Commercial Mounting Carrier is Supplied (Heavy-Duty Commercial Floor Mounted Carrier is also Available)**
- **Meets ADA Compliancy when 3673 Ebb Basin is Used (See Faucet Compliancy)** 
- **Left, Right or Centered Ebb Basin Placement in Deck**
- **Attractive Under Counter LED Lighting is Available**

 This product is compliant with Canadian UPC and IAPMO requirements.

Stainless Steel Frame and Basin are Recyclable 

Neo-Metro is a Member of U.S. Green Building Council



DESCRIPTION	MODEL/OPTION #
A ORIENTATION - Required Selection	INIT.
<input type="checkbox"/> Wall Mounted Deck includes Wall Carrier -MC	9110-WM
 <input type="checkbox"/> Standard Arm/Wall Mounted Carrier Suggested for residential/light commercial applications	-MC 
 <input type="checkbox"/> Commercial Floor Mounted Arm/Carrier Required for commercial application (requires 2" x 6" wall construction)	-MC-FLR 
CONSTRUCTION INFORMATION Must Specify: Wall Thickness _____	
Must Specify: Wall Type _____ (e.g. drywall with tile, concrete, etc.)	
B FRAME - Required Selection	INIT.
<input type="checkbox"/> Satin Finish (Standard)	-S
<input type="checkbox"/> Mira Finish (High Polish)	-HP
<input type="checkbox"/> Black Gloss Powdercoat	-EG07
<input type="checkbox"/> White Gloss Powdercoat	-EG10
<input type="checkbox"/> Black Matte Powdercoat	-EG22
<input type="checkbox"/> White Matte Powdercoat	-EG26
C RESIN DECK MATERIAL - Required Selection	INIT.
Resin Material	
<input type="checkbox"/> Cloud Nine Resin (white)	-RDC01
<input type="checkbox"/> Stealth Fog Resin (smoke/glossy)	-RDC02
<input type="checkbox"/> Yokan Resin (amber)	-RDC03
<input type="checkbox"/> Oceana Resin (aqua)	-RDC04
<input type="checkbox"/> Skye Resin (blue)	-RDC05
<input type="checkbox"/> Cranjuice Resin (red)	-RDC06
<input type="checkbox"/> Wineberry Resin (purple)	-RDC07
<input type="checkbox"/> Green Tea Resin (dark green)	-RDC08
<input type="checkbox"/> Green Apple Resin (green)	-RDC09
<input type="checkbox"/> Tangerine Dream Resin (orange)	-RDC11
<input type="checkbox"/> Blueberry Resin (turquoise)	-RDC12
<input type="checkbox"/> Custom Color Resin Specify Pantone® Color _____ or supply tile, color chip, sample	-RDC00
Solid Surface Material (lighting not available)	
<input type="checkbox"/> Blanco Solid Surface (white/solid color)	-RDC10
<input type="checkbox"/> Grey Goose Solid Surface (matte gray)	-RDC14
<input type="checkbox"/> Anise Solid Surface (matte black)	-RDC16

36" Ebb Concept Wall Mounted

D EBB BASIN SELECTION - Required Selection INIT.


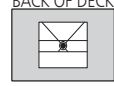
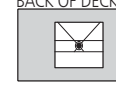
- Deep Ebb Basin**
- Satin (standard) -3670
 - Mira (high polish) -3670-HP
 - Black Gloss Powdercoat -3670-EG07
 - White Gloss Powdercoat -3670-EG10
 - Black Matte Powdercoat -3670-EG22
 - White Matte Powdercoat -3670-EG26
- Shallow Ebb Basin**
- Satin (standard) -3673
 - Mira (high polish) -3673-HP
 - Black Gloss Powdercoat -3673-EG07
 - White Gloss Powdercoat -3673-EG10
 - Black Matte Powdercoat -3673-EG22
 - White Matte Powdercoat -3673-EG26
- Option for Basin**
- Overflow Waste Outlet -OF
- Solid Surface Ebb Basin**
- 14" x 17" (Blanco) with Integral Overflow -3679-OF



ADA Compliance:
The 9110-WM Ebb Concept Wall Mounted is ADA Compliant when the Shallow Ebb Basin 3673 is used. Other ADA considerations may be required. Please check your local ADA regulations.

REQUIRED

Please indicate location of basin:

		
<input type="checkbox"/> -LH Left Offset	<input type="checkbox"/> -CTR Centered	<input type="checkbox"/> -RH Right Offset

E P-TRAP ENCLOSURE - Optional Selection INIT.

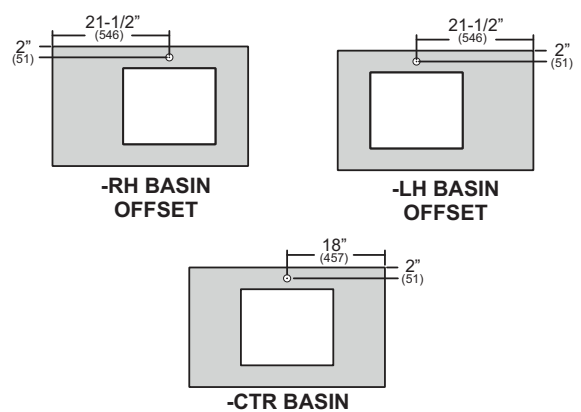
- Trap Enclosure** (Satin Finish) -TE-S
- Trap Enclosure** (Mira Finish) -TE-HP
- Trap Enclosure** (Black Gloss Powdercoat Finish) -TE-EG07
- Trap Enclosure** (White Gloss Powdercoat Finish) -TE-EG10
- Trap Enclosure** (Black Matte Powdercoat Finish) -TE-EG22
- Trap Enclosure** (White Matte Powdercoat Finish) -TE-EG26

G UNDERCOUNTER LIGHTING INIT.

- LED Lighting System (110 Volts)** -LGT
- LED Lighting System (220 Volts)** -LGT-220V

H FAUCET DRILLING CONFIGURATION INIT.

- No Faucet Hole** -H0
For wall mounted faucet
- Single Hole** -H1
Ø1-5/16" Centered Hole



NOTE: An undercounter light (-LGT) may need to be eliminated or relocated with a deck mounted Faucet.

Orders will not be processed until specification sheets including faucet drilling worksheets are complete and signed. No cancellations.

Neo-Metro assumes no responsibility for use of void or suspended data. All dimensions are nominal and subject to manufacturer change without notice.

APPROVAL FOR MANUFACTURE

COMPANY: _____

PROJECT NAME: _____

SIGNEE'S NAME WRITTEN CLEARLY: _____

DATE: _____


AUTHORIZED SIGNATURE: _____

WARNING: Cancer and Reproductive Harm - www.P65Warnings.ca.gov

NEO-METRO
15125 Proctor Ave. • City of Industry, CA 91746 USA
TF 800.591.9050 • PH 626.855.4854 • FX 626.937.4725
Neo-Metro is Member of Acorn Engineering's Family of Companies

36" Ebb Concept Wall Mounted

PRODUCT Specification . . . The 36" Ebb Concept Wall Mounted includes a 2" (51mm) thick resin or other material deck with an opening to accommodate an undermounted Ebb Basin. The unit is configured for the 3670 Deep Ebb Basin or 3673 Shallow Ebb Basin.

 The Ebb Concept Wall Mounted unit with a Shallow Ebb Basin is ADA compliant if installed properly. (Compliance is subject to the interpretation and requirements of the local code authority. Please check your local ADA requirements.)

The basin can be placed on either left (-LH) or right (-RH) side of a 13" (330 mm) counter space. A center (-CTR) configuration is also available leaving 9-1/2" (241 mm) on

both sides. A grid strainer with close elbow and 1-1/4" O.D. tailpiece drain is provided. The waste assembly is not provided. The frame is constructed out of 16 gage, type 304 stainless steel with a Satin Finish. The stainless steel frame is also available in Mira Finish, White Gloss Powdercoated Finish or Black Matte Powdercoated Finish. The resin countertop is available in a variety of standard colors. Neo-Metro can also custom color match the resin deck to a Pantone® color or customer color sample. A solid surface countertop is additionally available. A wall mounted arm/carrier is supplied. However, a floor mounted arm/carrier option is available for commercial applications. An under counter LED lighting system is available with resin countertops.

